














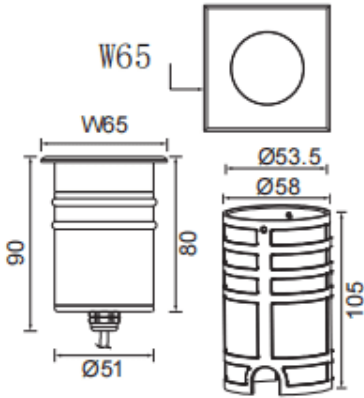
DRIVE ON S

Item code	86.OI10.1341.07
Product type	Outdoor
Category	Recessed Inground Floor
Family	DRIVE ON
Subfamily	DRIVE ON S
Pictograms	          

Dimensions

Product dimensions (mm)	65x65x90mm
-------------------------	------------

Scheme



Product	
Real power (W)	6.5
Real luminous flux (Lm)	454
Luminous efficiency (Lm/W)	70
Beam angle (°)	55
Life time (h)	50000h L80B10
IP	67
Control gear	ON-OFF
Colour temperature (K)	3000
Colour consistency (SDCM)	SDCM3
CRI	80
IK	IK10

Photometry

RECESSED INGROUND FLOOR - DRIVE
ON

Item code 86.OI10.1341.07

LAVOV
LIGHTING

